




# Gates & FENCES UK

## HOW TO MEASURE FOR YOUR METAL FRAMED DRIVEWAY GATE

Please call us on 0800 6124 965 if you have any questions or visit [www.gatesandfencesuk.co.uk](http://www.gatesandfencesuk.co.uk).

First, take THREE measurements between the pillars/ posts. Across the top, middle and bottom (as shown below).



TOP:	MIDDLE:	BOTTOM:
------	---------	---------

Make a note of the SMALLEST measurement.

FIGURE 1:

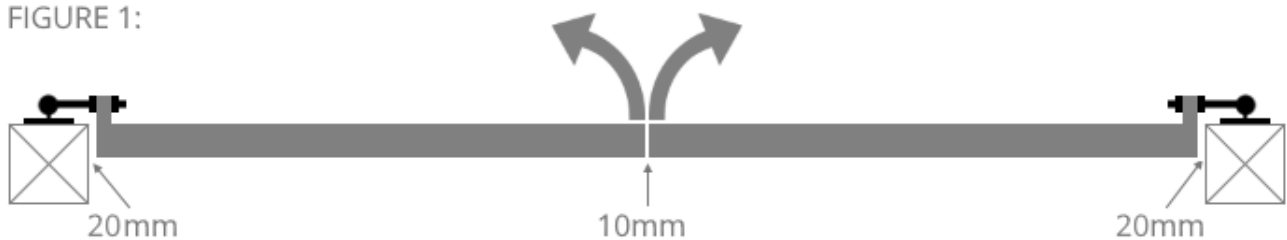


FIGURE 1: (most popular set up)

Gates to open towards driveway. Hinge plates mounted to rear face of post/ pillar. Back edge of gate sits flush with the back edge of post/ pillar.

REDUCE 50mm (2") from your lowest measurement.

FIGURE 2:

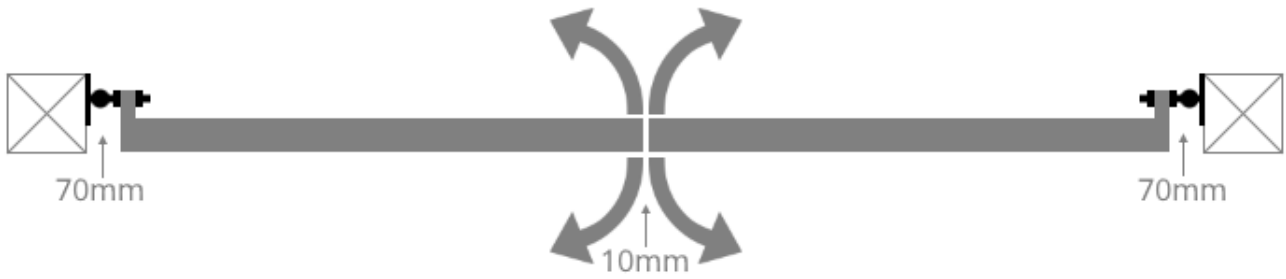


FIGURE 2:

Driveway gates can open inwards towards driveway or out to the road. Please note, if swinging out towards road, the gate cannot cross a public footpath/ highway. Hinge plates mounted to inside face of post/ pillar. Front edge of gate sits flush with the front edge of post/ pillar.

REDUCE 150mm (6") from your lowest measurement.

If you have any questions, please call us direct on 0800 6124 965.  
[www.gatesandfencesuk.co.uk](http://www.gatesandfencesuk.co.uk)